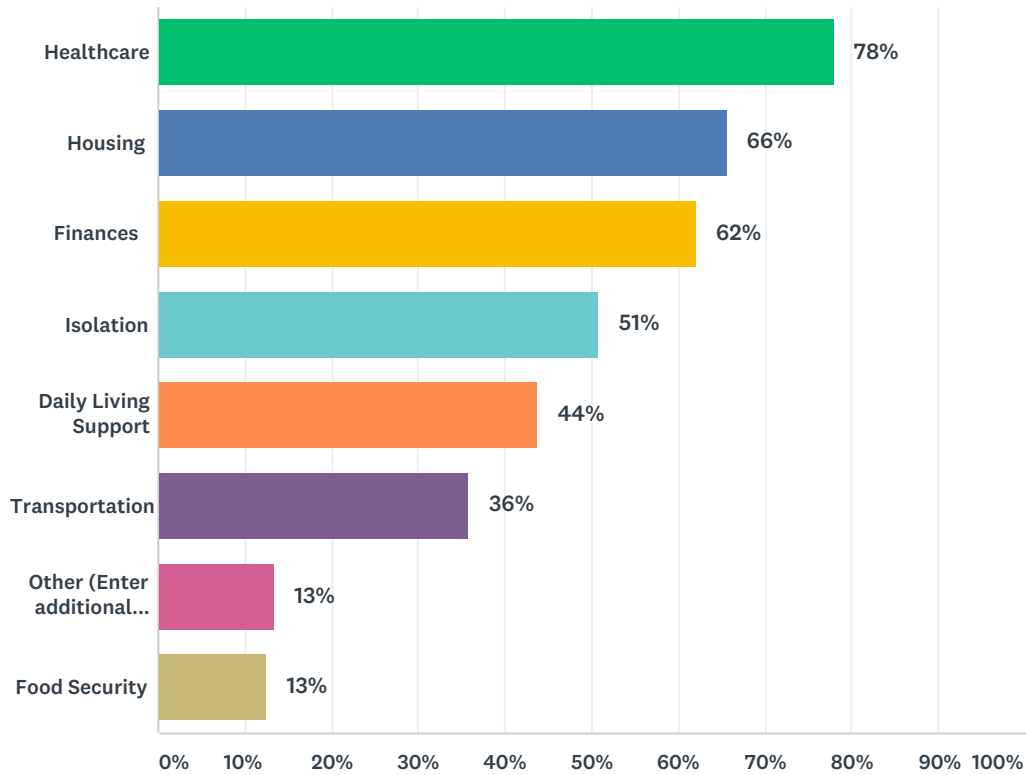


Q1 What, if any, concerns do you have about aging as an LGBT person? Check all that apply.

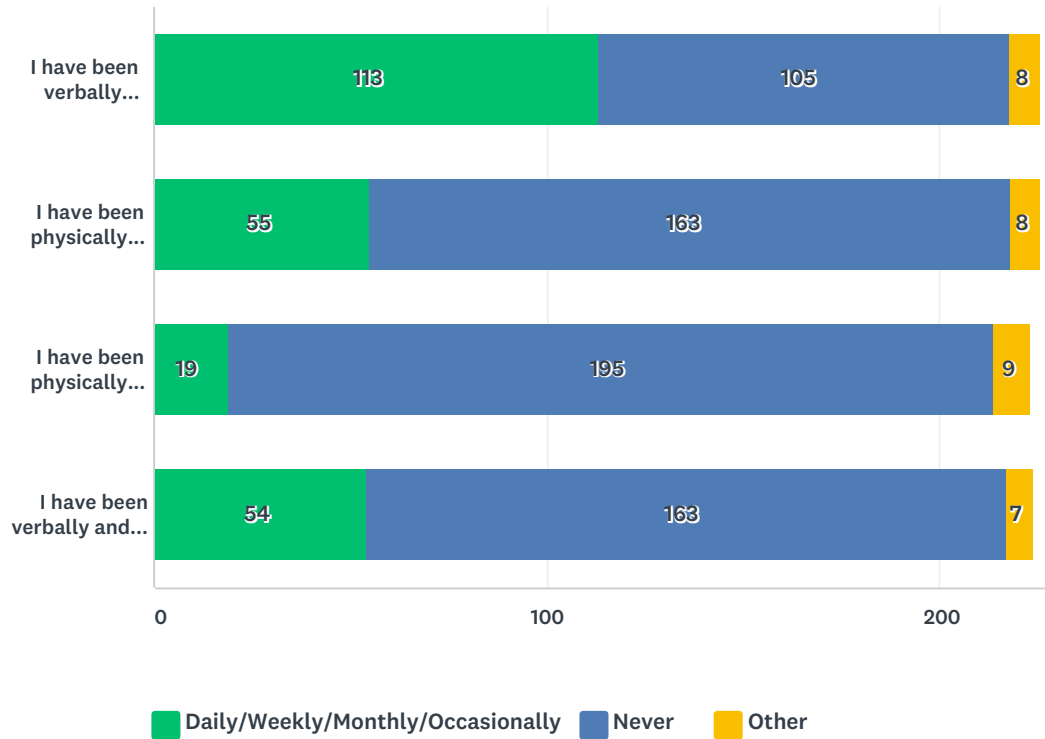
Answered: 224 Skipped: 2



ANSWER CHOICES	RESPONSES	
Healthcare	78%	175
Housing	66%	147
Finances	62%	139
Isolation	51%	114
Daily Living Support	44%	98
Transportation	36%	80
Other (Enter additional concerns here)	13%	30
Food Security	13%	28
Total Respondents: 224		

Q2 As an older adult have you been harassed because of your sexual orientation or gender identity? If so, how frequently?

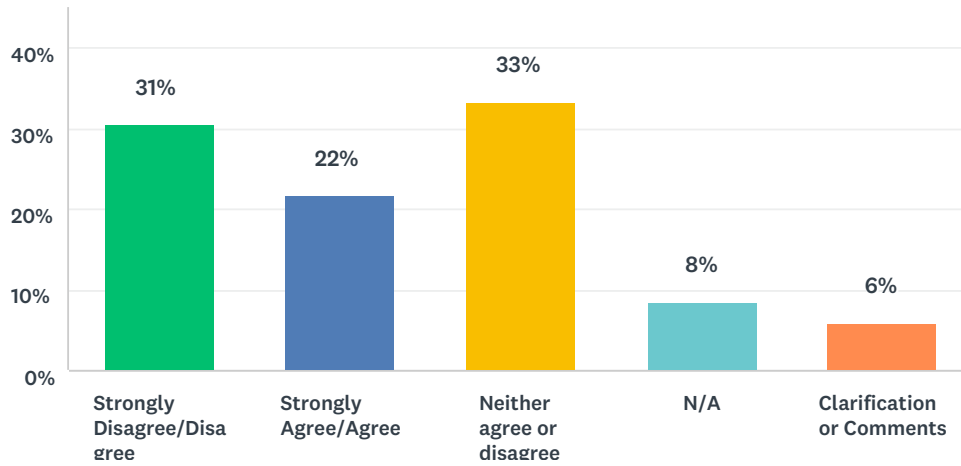
Answered: 226 Skipped: 0



	DAILY/WEEKLY/MONTHLY/OCCASIONALLY	NEVER	OTHER	TOTAL RESPONDENTS
I have been verbally harassed (name calling, threats, etc.) because of my sexual orientation and/or gender identity.	50.22% 113	46.67% 105	3.56% 8	225
I have been physically harassed (cornered, lewd hand gestures, etc.) because of my sexual orientation and/or gender identity.	24.44% 55	72.44% 163	3.56% 8	225
I have been physically assaulted (punched, hit, kicked, etc.) because of my sexual orientation and/or gender identity.	8.52% 19	87.44% 195	4.04% 9	223
I have been verbally and/or physically harassed by someone that I know or a family member because of my sexual orientation and/or gender identity.	24.22% 54	73.09% 163	3.14% 7	223

Q3 Reflecting on my overall life, I believe I could have made better healthcare decisions if I never received discrimination.

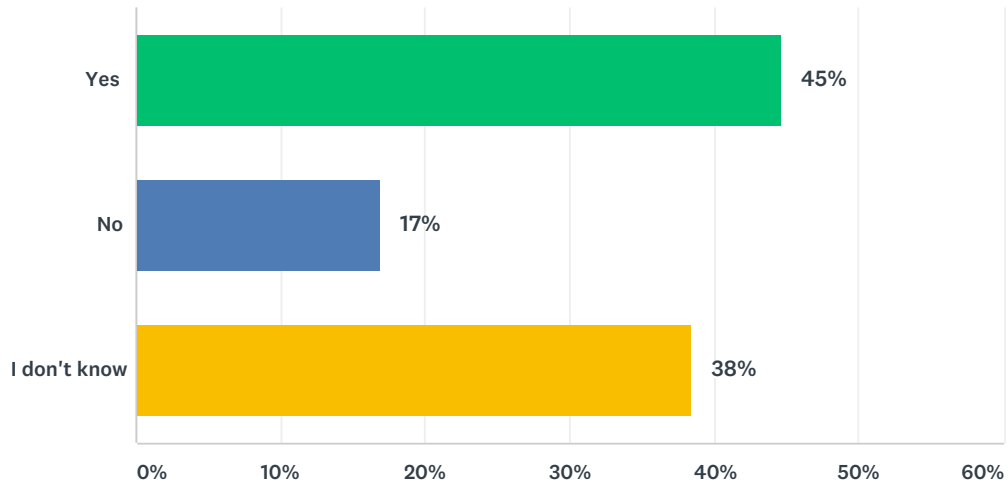
Answered: 225 Skipped: 1



ANSWER CHOICES	RESPONSES	
Strongly Disagree/Disagree	31%	69
Strongly Agree/Agree	22%	49
Neither agree or disagree	33%	75
N/A	8%	19
Clarification or Comments	6%	13
TOTAL		225

Q4 Do you plan to stay in New Jersey as you age?

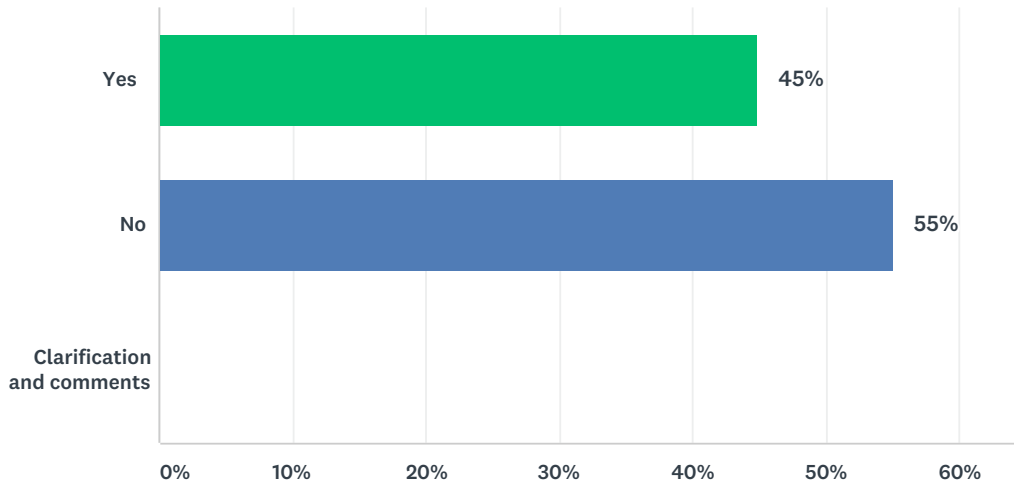
Answered: 224 Skipped: 2



ANSWER CHOICES	RESPONSES	
Yes	45%	100
No	17%	38
I don't know	38%	86
TOTAL		224

Q5 Do you have plans for housing as you age?

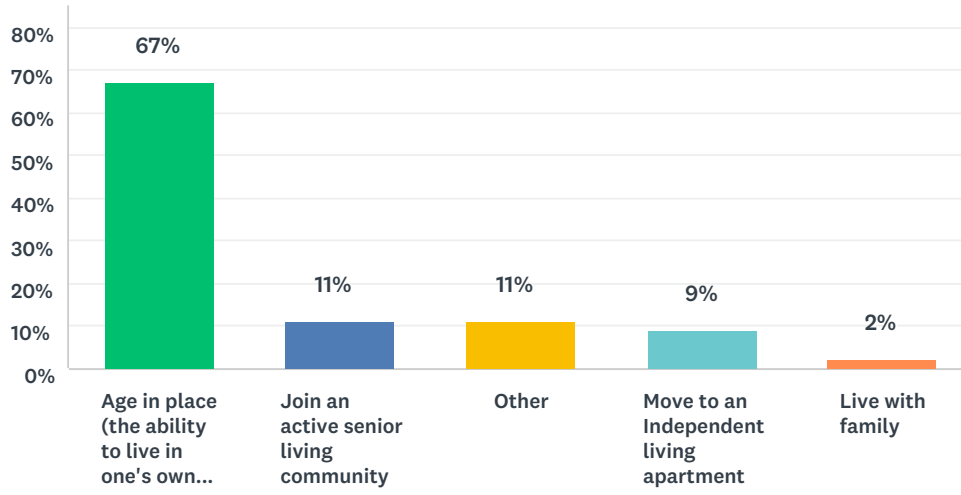
Answered: 225 Skipped: 1



ANSWER CHOICES	RESPONSES	
Yes	45%	101
No	55%	124
Clarification and comments	0%	0
TOTAL		225

Q6 If you have a plan for housing as you age it is to:

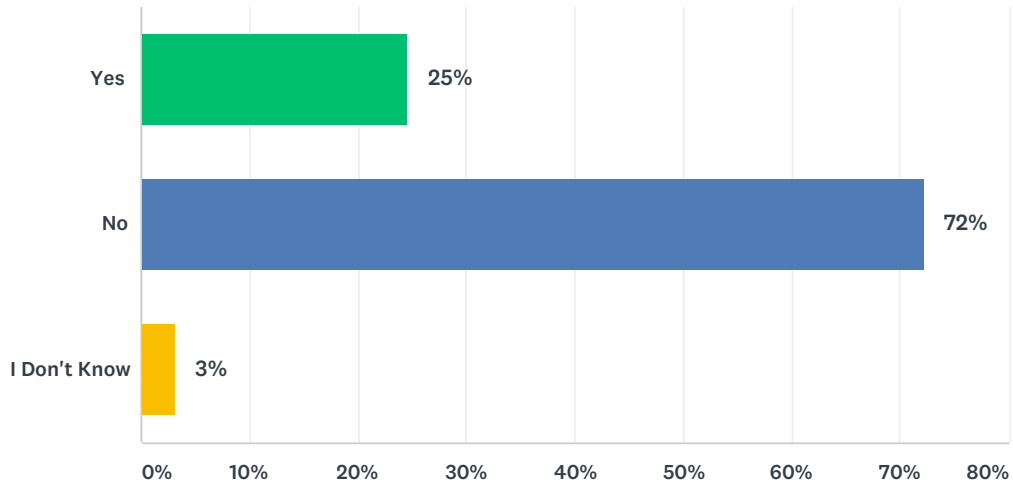
Answered: 100 Skipped: 126



ANSWER CHOICES	RESPONSES	
Age in place (the ability to live in one's own home and community safely, independently, and comfortably, regardless of age, income, or ability level)	67%	67
Join an active senior living community	11%	11
Other	11%	11
Move to an Independent living apartment	9%	9
Live with family	2%	2
TOTAL		100

Q7 Do you have a written long-term care plan for how you will be cared for as you age?

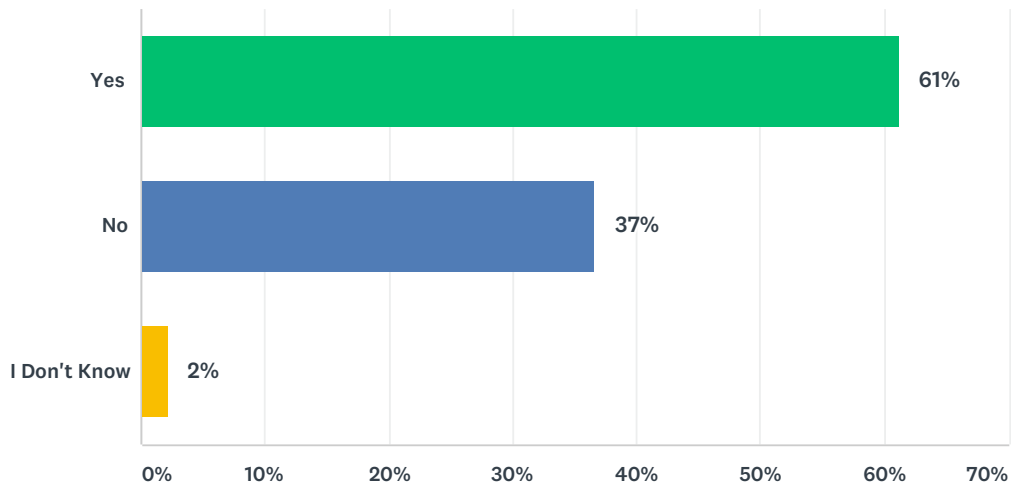
Answered: 224 Skipped: 2



ANSWER CHOICES	RESPONSES
Yes	25% 55
No	72% 162
I Don't Know	3% 7
TOTAL	224

Q8 Have you executed any legal documents to protect you and/or your partner as you age?

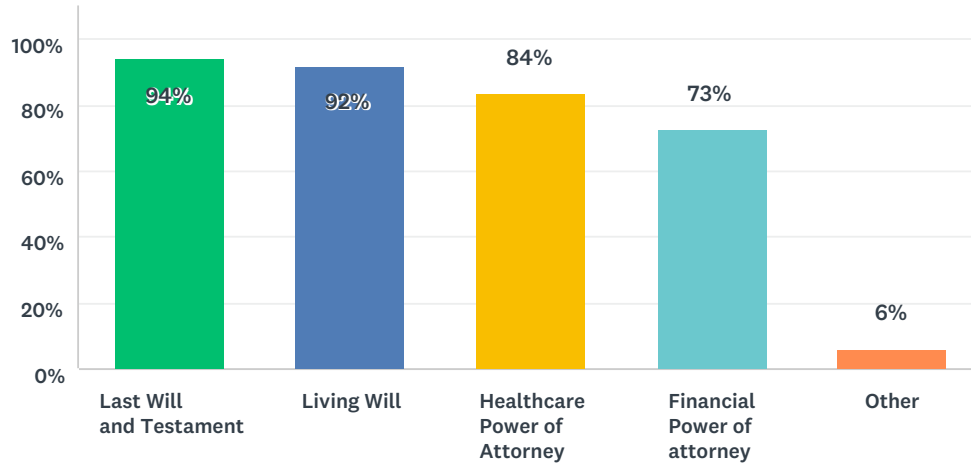
Answered: 224 Skipped: 2



ANSWER CHOICES	RESPONSES	
Yes	61%	137
No	37%	82
I Don't Know	2%	5
TOTAL		224

Q9 If you have executed legal documents please check all that apply.

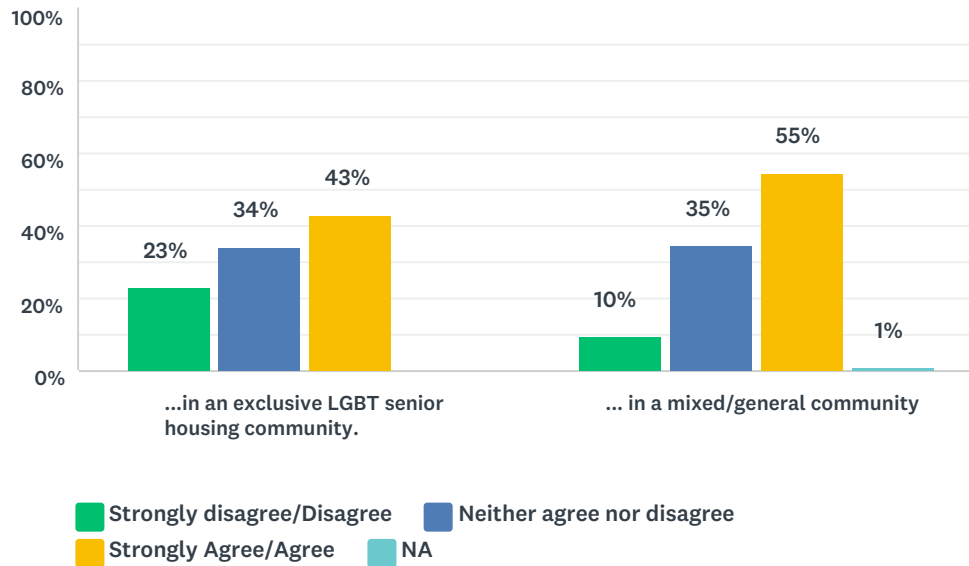
Answered: 135 Skipped: 91



ANSWER CHOICES	RESPONSES	
Last Will and Testament	94%	127
Living Will	92%	124
Healthcare Power of Attorney	84%	113
Financial Power of attorney	73%	98
Other	6%	8
Total Respondents: 135		

Q10 When given the option, I would prefer to live ...

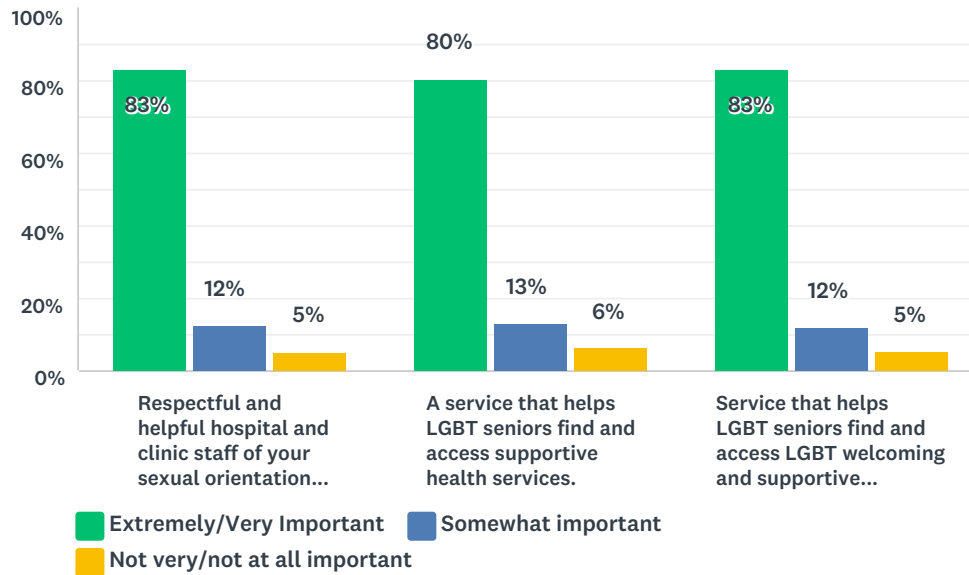
Answered: 204 Skipped: 22



	STRONGLY DISAGREE/DISAGREE	NEITHER AGREE NOR DISAGREE	STRONGLY AGREE/AGREE	NA	TOTAL	WEIGHTED AVERAGE
...in an exclusive LGBT senior housing community.	23% 45	34% 66	43% 83	0% 0	194	2.54
... in a mixed/general community	10% 18	35% 64	55% 101	1% 2	185	2.82

Q11 How important is the following...

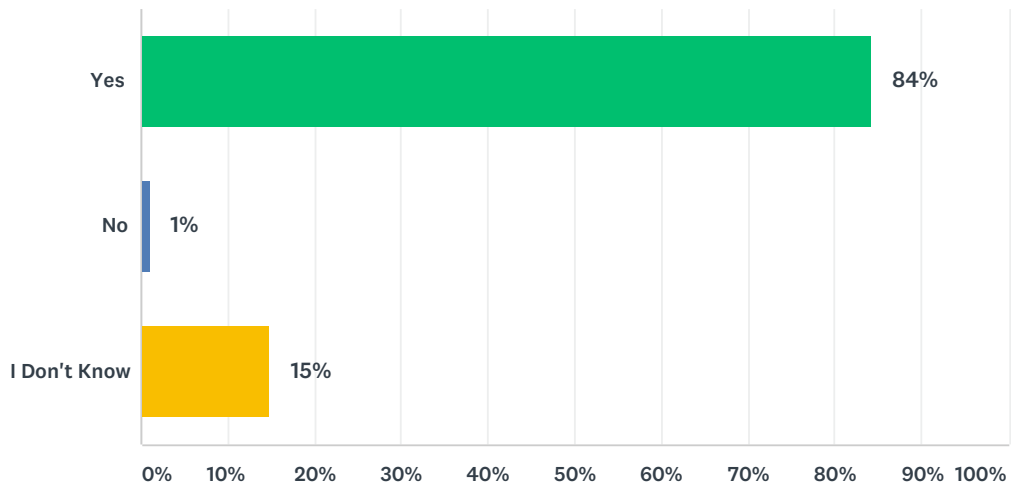
Answered: 204 Skipped: 22



	EXTREMELY/VERY IMPORTANT	SOMEWHAT IMPORTANT	NOT VERY/NOT AT ALL IMPORTANT	TOTAL	WEIGHTED AVERAGE
Respectful and helpful hospital and clinic staff of your sexual orientation and/or gender identity.	83% 169	12% 25	5% 10	204	1.22
A service that helps LGBT seniors find and access supportive health services.	80% 164	13% 27	6% 13	204	1.26
Service that helps LGBT seniors find and access LGBT welcoming and supportive housing and/or senior living, and long-care residences.	83% 169	12% 24	5% 11	204	1.23

Q12 Would you participate in LGBT activities if offered in your community?

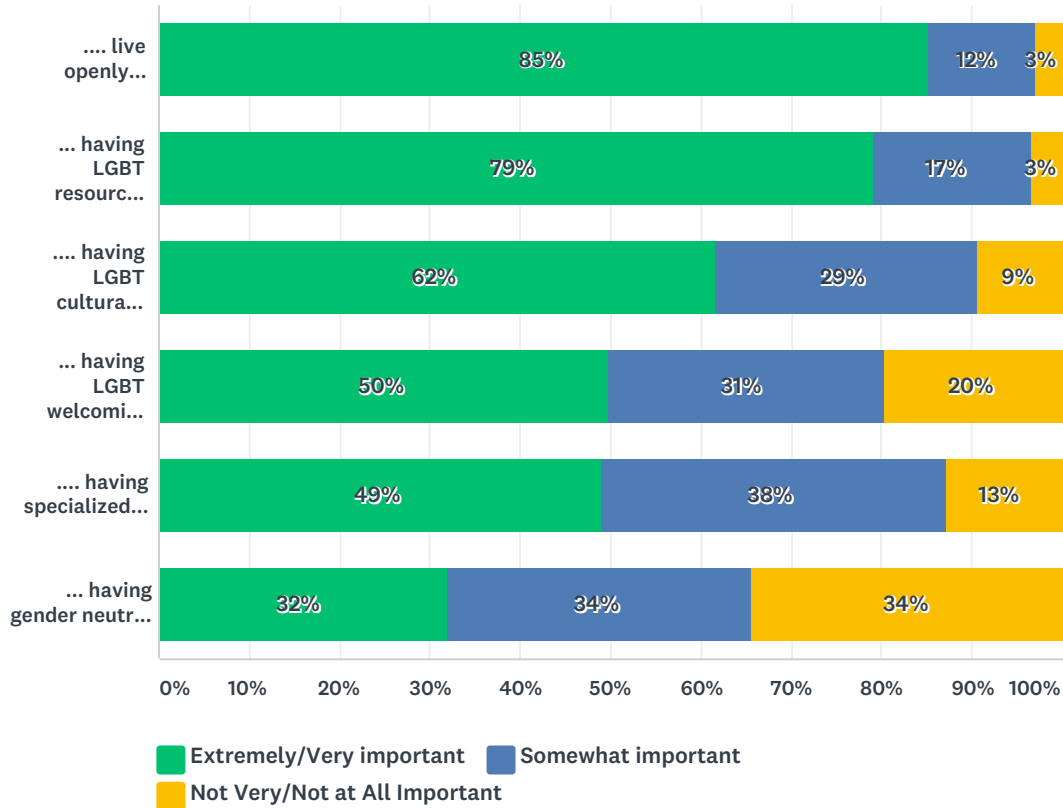
Answered: 203 Skipped: 23



ANSWER CHOICES	RESPONSES	
Yes	84%	171
No	1%	2
I Don't Know	15%	30
TOTAL		203

Q13 How important are the following...

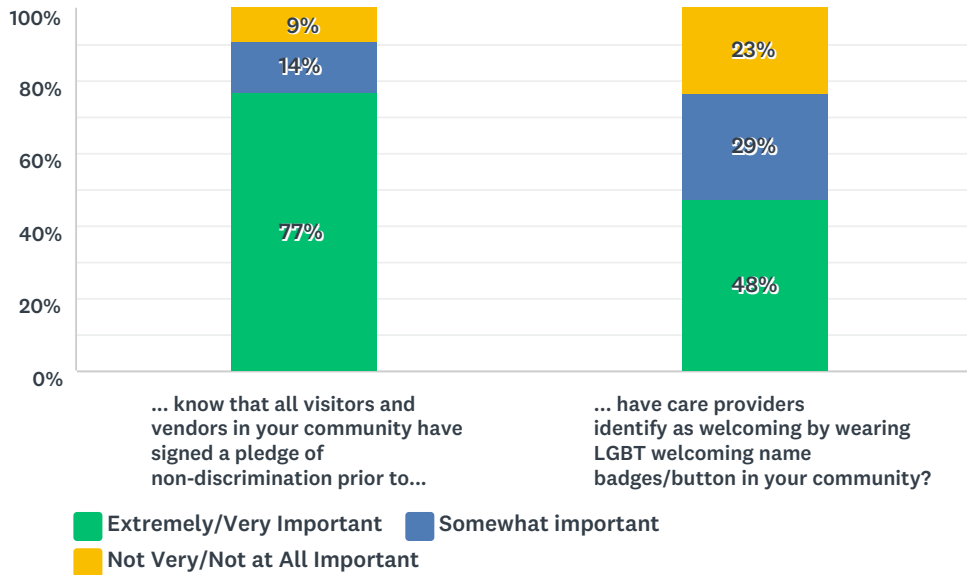
Answered: 204 Skipped: 22



	EXTREMELY/VERY IMPORTANT	SOMEWHAT IMPORTANT	NOT VERY/NOT AT ALL IMPORTANT	TOTAL
.... live openly identifying as LGBT in your community.	85% 172	12% 24	3% 6	202
... having LGBT resources available in your community.	79% 159	17% 35	3% 7	201
.... having LGBT cultural programming for you in your community.	62% 125	29% 59	9% 19	203
... having LGBT welcoming signage displayed, (rainbow flag, posters etc) in your community.	50% 101	31% 62	20% 40	203
.... having specialized programming addressing your sexual orientation/gender identity.	49% 99	38% 77	13% 26	202
... having gender neutral bathrooms in your community.	32% 65	34% 69	34% 70	204

Q14 How important is it to your feeling safe from harassment or discrimination in your independent living, senior living and/or long-term care community) to...

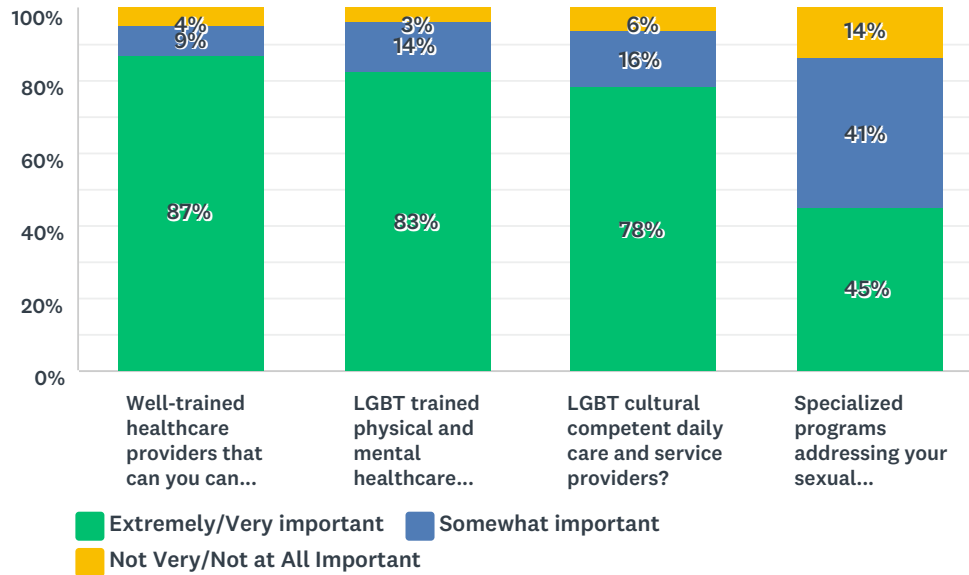
Answered: 204 Skipped: 22



	EXTREMELY/VERY IMPORTANT	SOMEWHAT IMPORTANT	NOT VERY/NOT AT ALL IMPORTANT	TOTAL	WEIGHTED AVERAGE
... know that all visitors and vendors in your community have signed a pledge of non-discrimination prior to having access to your living facility?	77% 156	14% 29	9% 18	203	1.46
... have care providers identify as welcoming by wearing LGBT welcoming name badges/button in your community?	48% 96	29% 59	23% 47	202	2.05

Q15 How important do you think it is to have the following where you live:

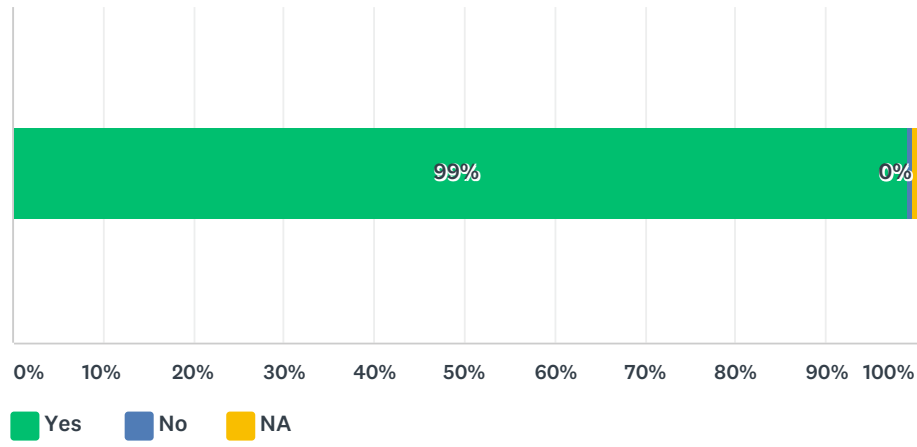
Answered: 204 Skipped: 22



	EXTREMELY/VERY IMPORTANT	SOMEWHAT IMPORTANT	NOT VERY/NOT AT ALL IMPORTANT	TOTAL	WEIGHTED AVERAGE
Well-trained healthcare providers that can you can disclose your sexual orientation and/or gender identity to?	87% 177	9% 18	4% 9	204	1.26
LGBT trained physical and mental healthcare providers?	83% 166	14% 28	3% 7	201	1.35
LGBT cultural competent daily care and service providers?	78% 159	16% 32	6% 12	203	1.43
Specialized programs addressing your sexual orientation/gender identity?	45% 92	41% 84	14% 28	204	2.10

Q16 Are you currently covered by health insurance or a health coverage plan?

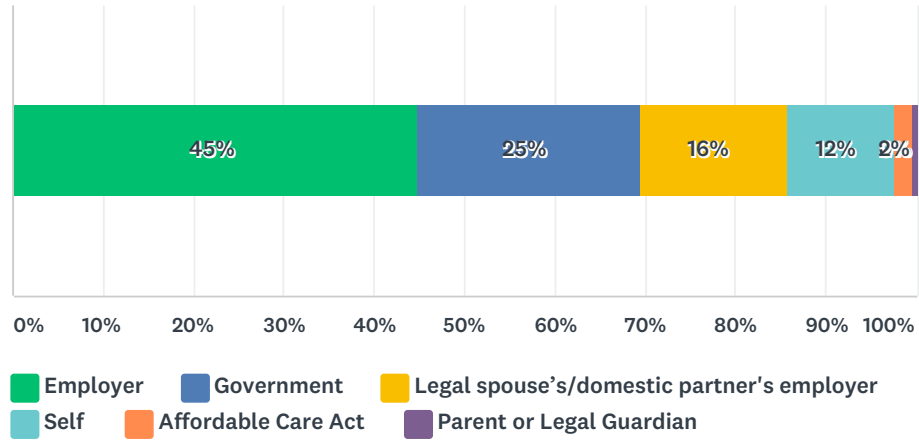
Answered: 204 Skipped: 22



ANSWER CHOICES	RESPONSES	
Yes	99%	202
No	0%	1
NA	0%	1
TOTAL		204

Q17 Who provides your health insurance?

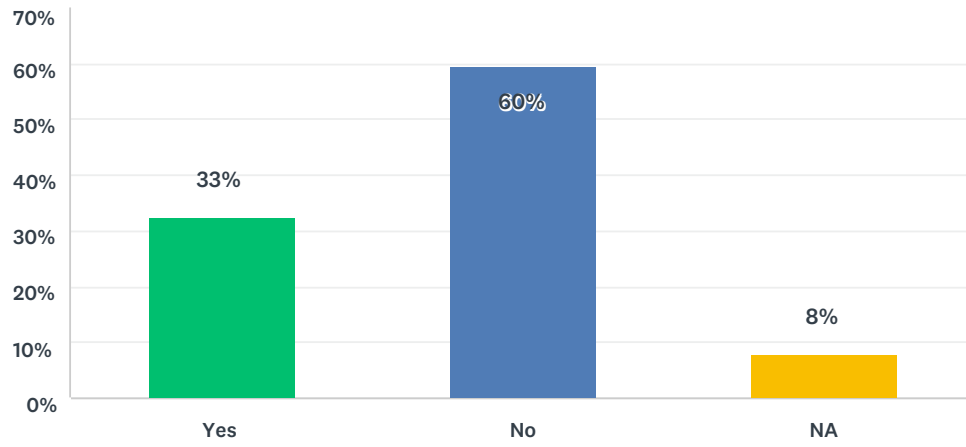
Answered: 203 Skipped: 23



ANSWER CHOICES	RESPONSES	
Employer	45%	91
Government	25%	50
Legal spouse's/domestic partner's employer	16%	33
Self	12%	24
Affordable Care Act	2%	4
Parent or Legal Guardian	0%	1
TOTAL		203

Q18 Do you have a long-term insurance care plan?

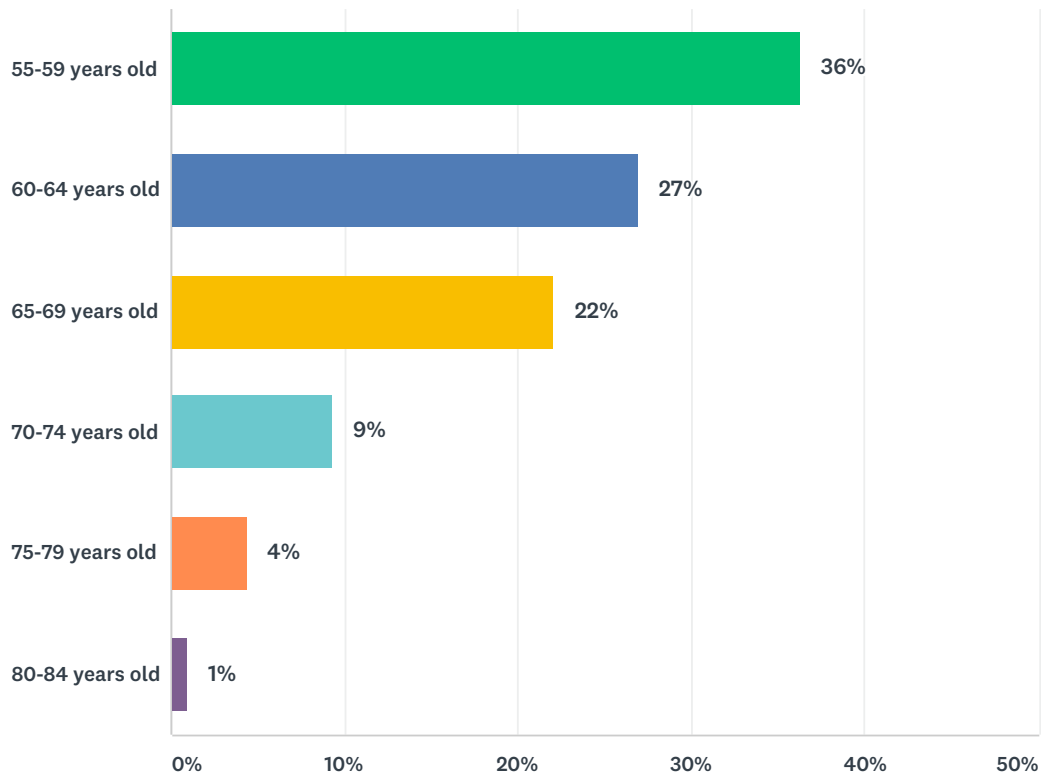
Answered: 203 Skipped: 23



ANSWER CHOICES	RESPONSES	
Yes	33%	66
No	60%	121
NA	8%	16
TOTAL		203

Q19 What is your age? (Required: You must be 55+ years or older in order to participate in this survey)

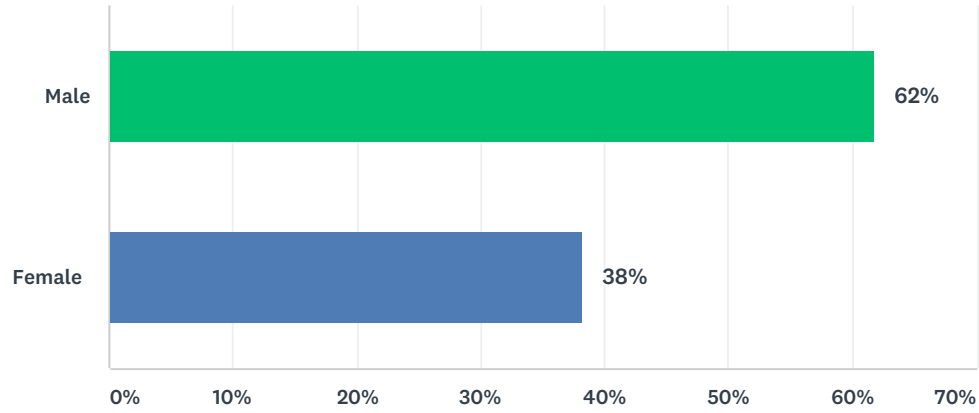
Answered: 204 Skipped: 22



ANSWER CHOICES	RESPONSES	
55-59 years old	36%	74
60-64 years old	27%	55
65-69 years old	22%	45
70-74 years old	9%	19
75-79 years old	4%	9
80-84 years old	1%	2
TOTAL		204

Q20 What was your assigned sex at birth?

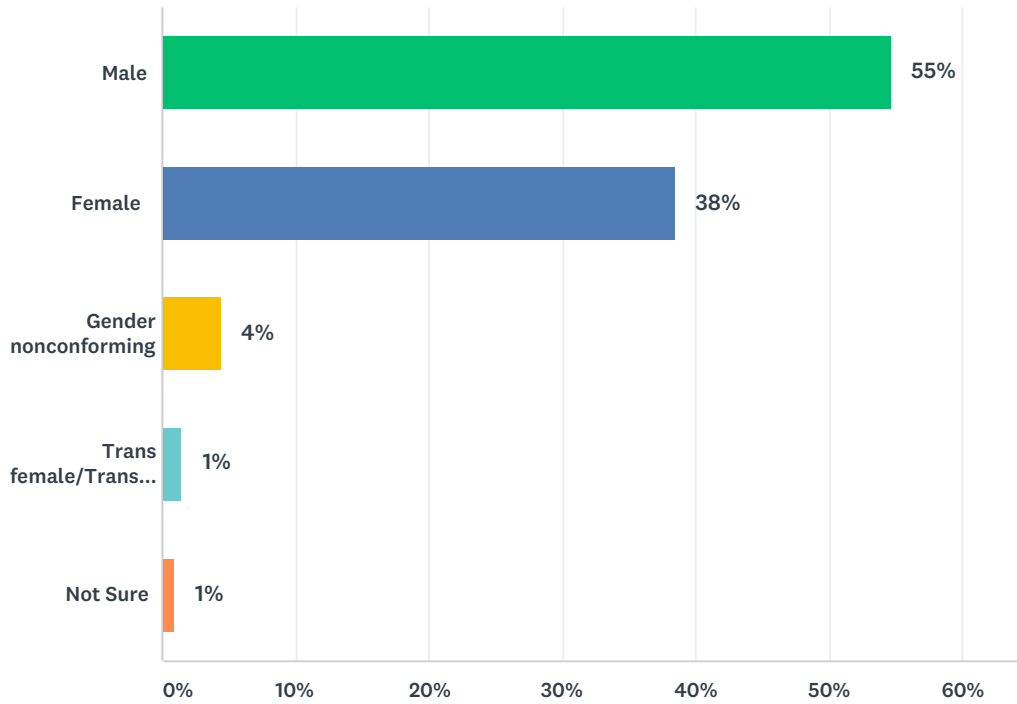
Answered: 204 Skipped: 22



ANSWER CHOICES	RESPONSES	
Male	62%	126
Female	38%	78
TOTAL		204

Q21 How do you identify your gender identity?

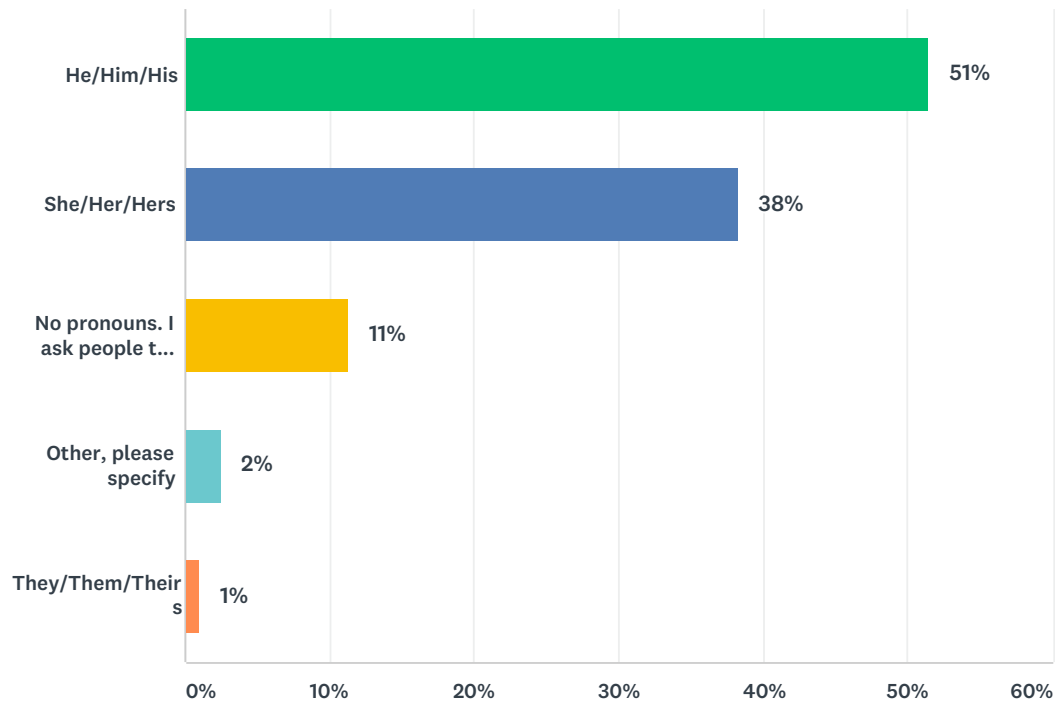
Answered: 203 Skipped: 23



ANSWER CHOICES	RESPONSES	
Male	55%	111
Female	38%	78
Gender nonconforming	4%	9
Trans female/Transwoman	1%	3
Not Sure	1%	2
TOTAL		203

Q22 What gender pronouns do you ask people to use to refer to you? (Mark all answers that applied)

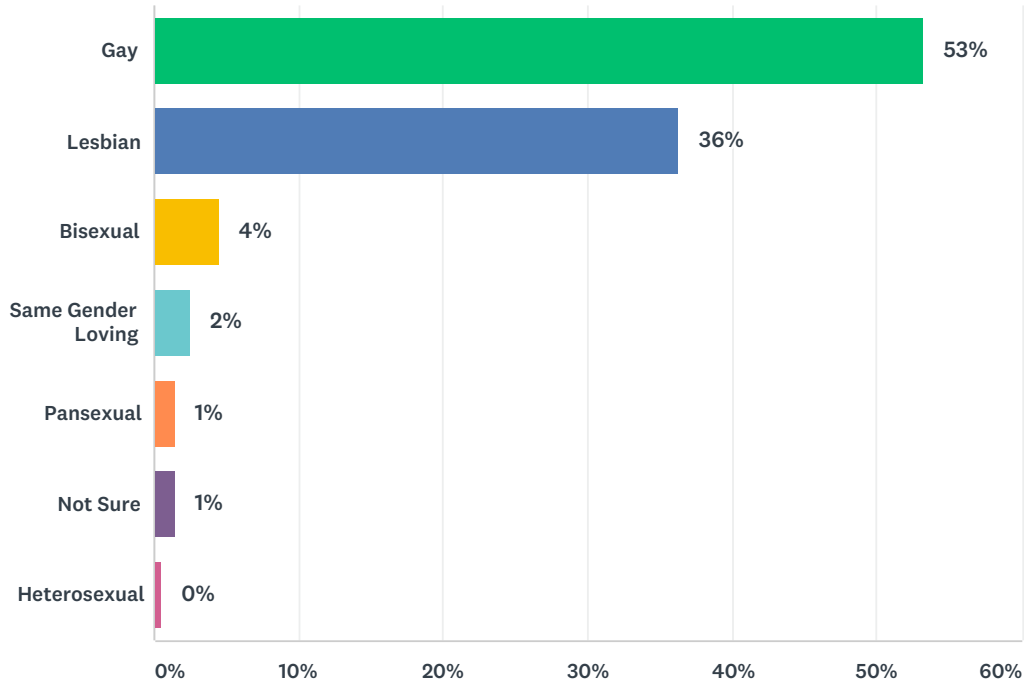
Answered: 204 Skipped: 22



ANSWER CHOICES	RESPONSES	
He/Him/His	51%	105
She/Her/Hers	38%	78
No pronouns. I ask people to only use my name.	11%	23
Other, please specify	2%	5
They/Them/Theirs	1%	2
Total Respondents: 204		

Q23 What is your sexual orientation?

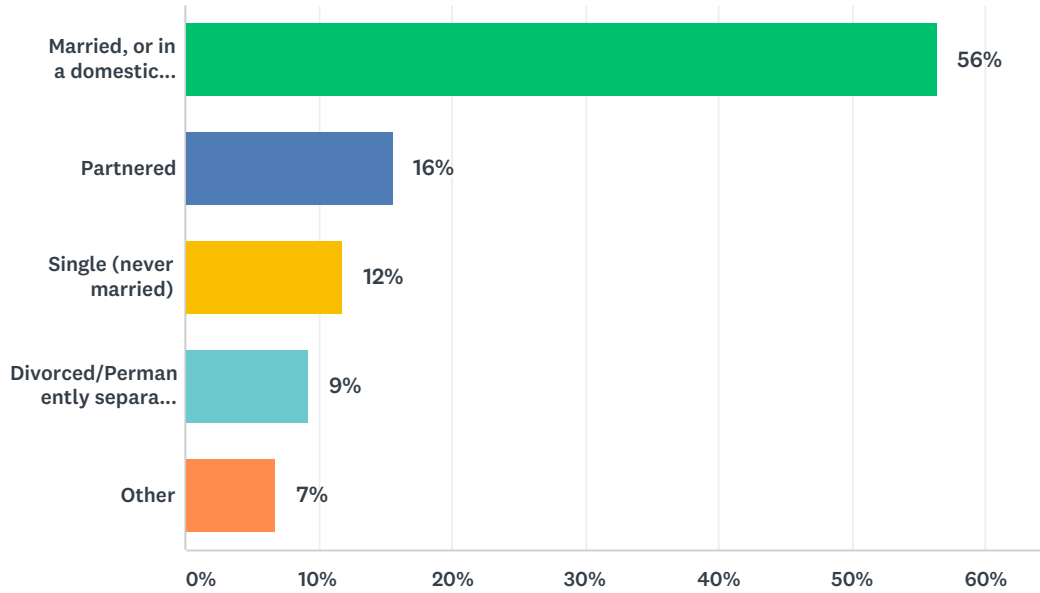
Answered: 201 Skipped: 25



ANSWER CHOICES	RESPONSES	
Gay	53%	107
Lesbian	36%	73
Bisexual	4%	9
Same Gender Loving	2%	5
Pansexual	1%	3
Not Sure	1%	3
Heterosexual	0%	1
TOTAL		201

Q24 What is your marital status?

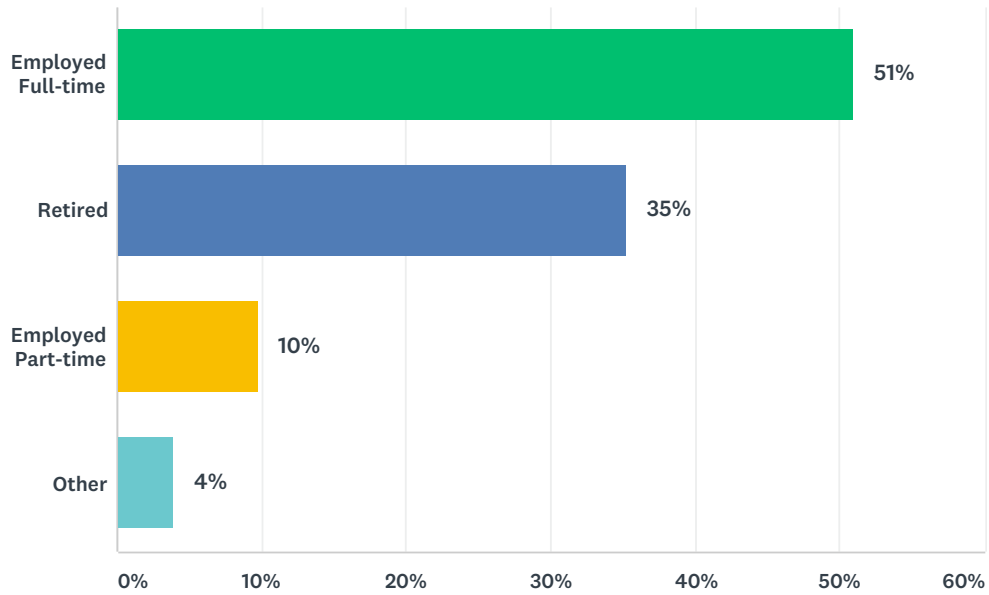
Answered: 204 Skipped: 22



ANSWER CHOICES	RESPONSES	
Married, or in a domestic partnership/civil union	56%	115
Partnered	16%	32
Single (never married)	12%	24
Divorced/Permanently separated from spouse/partner	9%	19
Other	7%	14
TOTAL		204

Q25 What is your employment status?

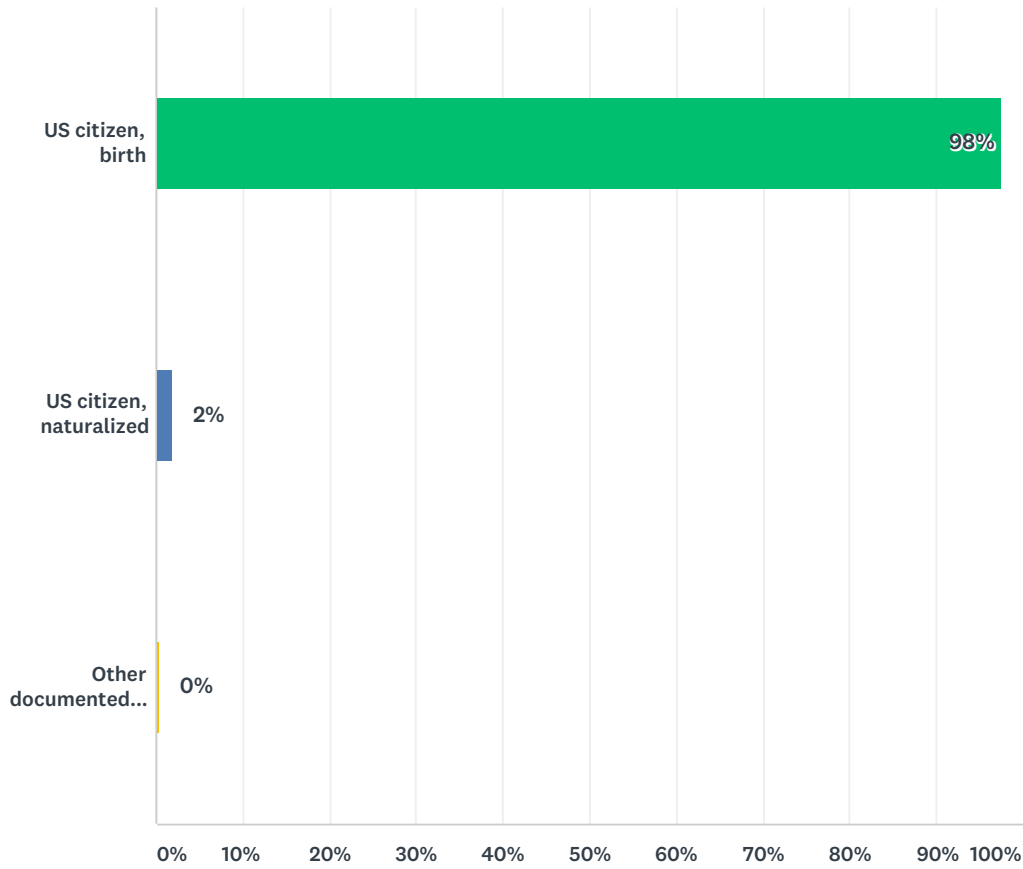
Answered: 204 Skipped: 22



ANSWER CHOICES	RESPONSES
Employed Full-time	51% 104
Retired	35% 72
Employed Part-time	10% 20
Other	4% 8
TOTAL	204

Q26 What is your citizenship or immigration status in the United States?

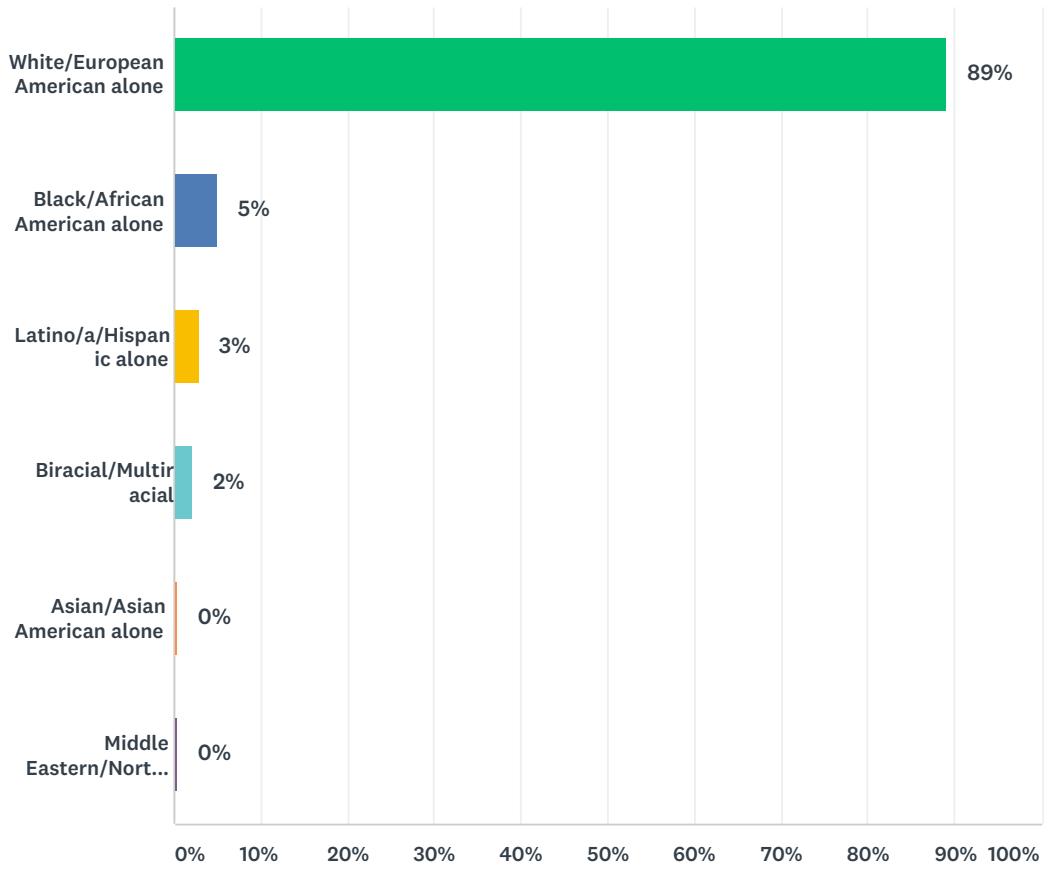
Answered: 203 Skipped: 23



ANSWER CHOICES	RESPONSES	
US citizen, birth	98%	198
US citizen, naturalized	2%	4
Other documented status not mentioned above	0%	1
TOTAL		203

Q27 What race and/or ethnicity do you identify with?

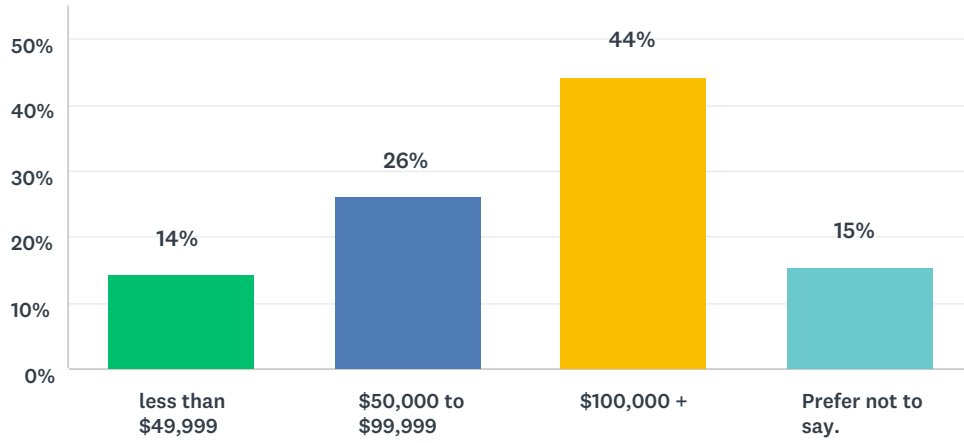
Answered: 201 Skipped: 25



ANSWER CHOICES	RESPONSES	
White/European American alone	89%	179
Black/African American alone	5%	10
Latino/a/Hispanic alone	3%	6
Biracial/Multiracial	2%	4
Asian/Asian American alone	0%	1
Middle Eastern/North African alone	0%	1
TOTAL		201

Q28 What is your total household income?

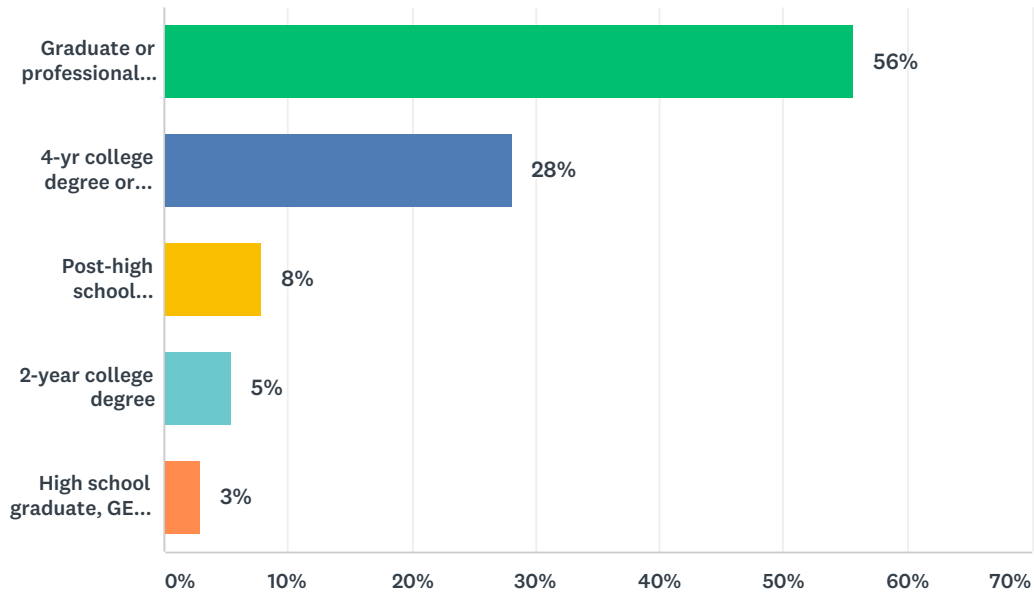
Answered: 203 Skipped: 23



ANSWER CHOICES	RESPONSES	
less than \$49,999	14%	29
\$50,000 to \$99,999	26%	53
\$100,000 +	44%	90
Prefer not to say.	15%	31
TOTAL		203

Q29 What is the highest level of education you have completed?

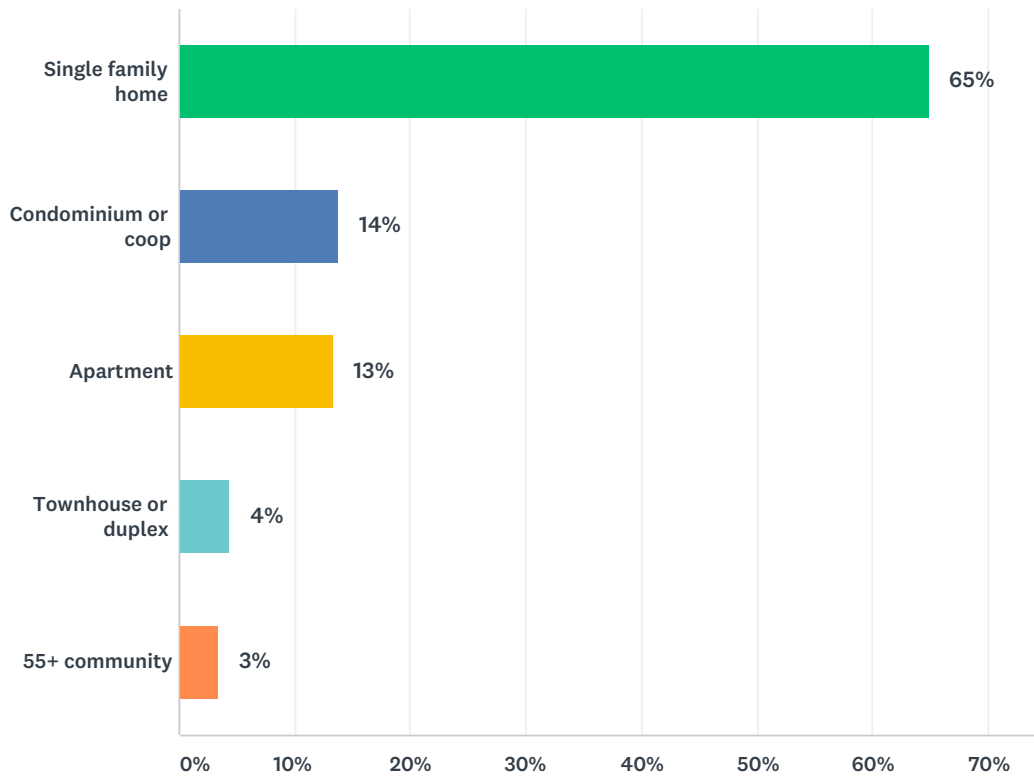
Answered: 203 Skipped: 23



ANSWER CHOICES	RESPONSES	
Graduate or professional degree(s)	56%	113
4-yr college degree or post-graduate study (no degree)	28%	57
Post-high school education/training (no degree)	8%	16
2-year college degree	5%	11
High school graduate, GED or equivalent	3%	6
TOTAL		203

Q30 What type of home is your primary home? Please select all that apply.

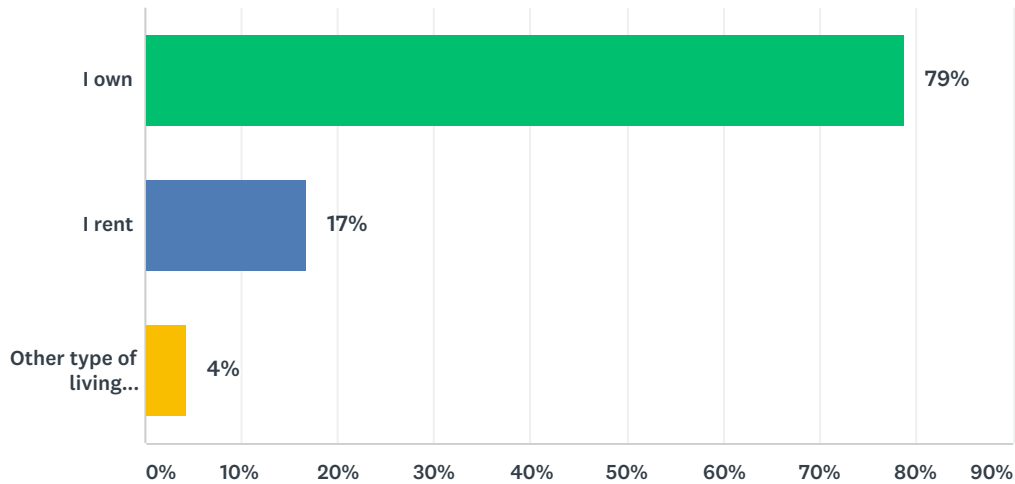
Answered: 203 Skipped: 23



ANSWER CHOICES	RESPONSES	
Single family home	65%	132
Condominium or coop	14%	28
Apartment	13%	27
Townhouse or duplex	4%	9
55+ community	3%	7
TOTAL		203

Q31 Do you own or rent your primary home--or do you have some other sort of living arrangement, such as living with a family member, roommate, or friend?

Answered: 204 Skipped: 22



ANSWER CHOICES	RESPONSES	
I own	79%	161
I rent	17%	34
Other type of living arrangement	4%	9
TOTAL		204

Q32 In what ZIP code is your home located? (enter 5-digit ZIP code; for example, 00544 or 94305)

Answered: 198 Skipped: 28